



SENSELED TECHNOLOGY CO LIMITED

Product Name:

High-power LED tube Light

Drawing of Product

Product Photo



Application case:

* It is very nice replacement for the traditional T8 lamp with inductance starter, can not replace the T8 CFL with electronic starter

Specification:

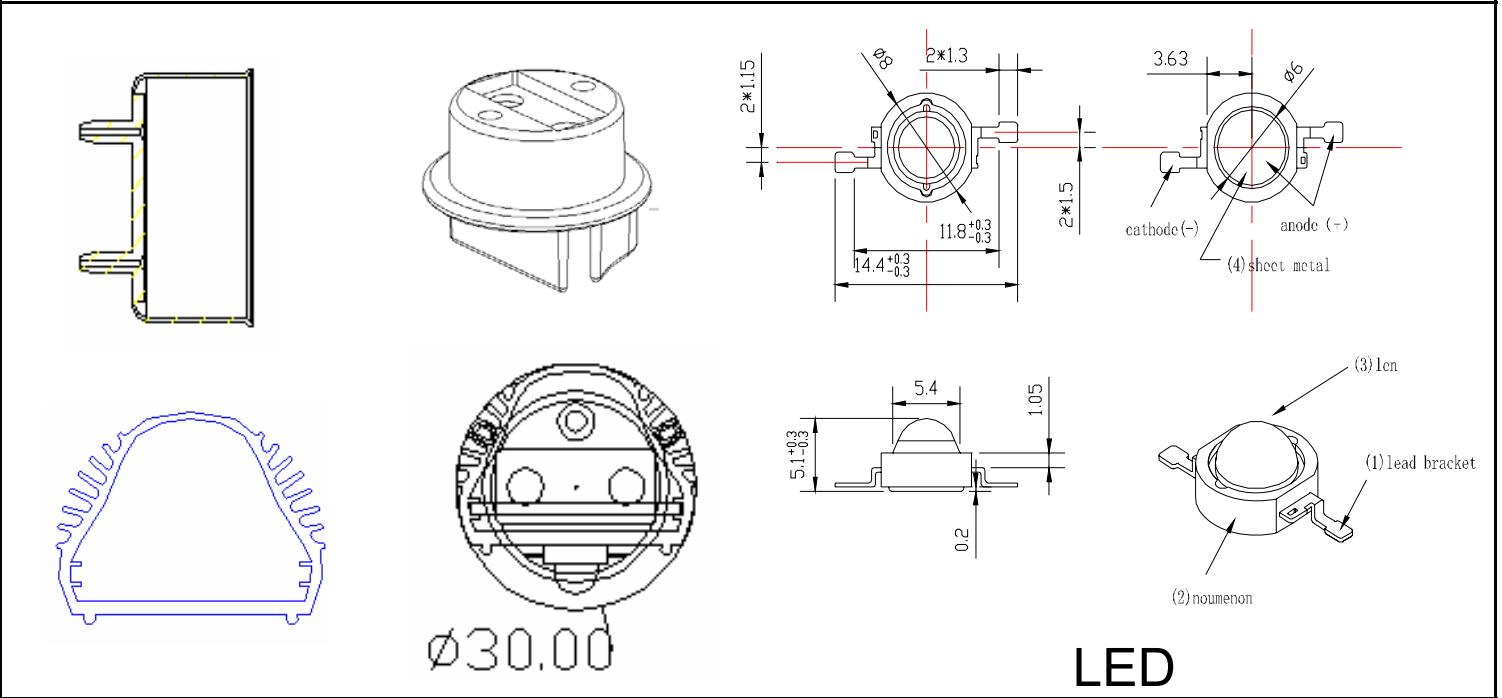
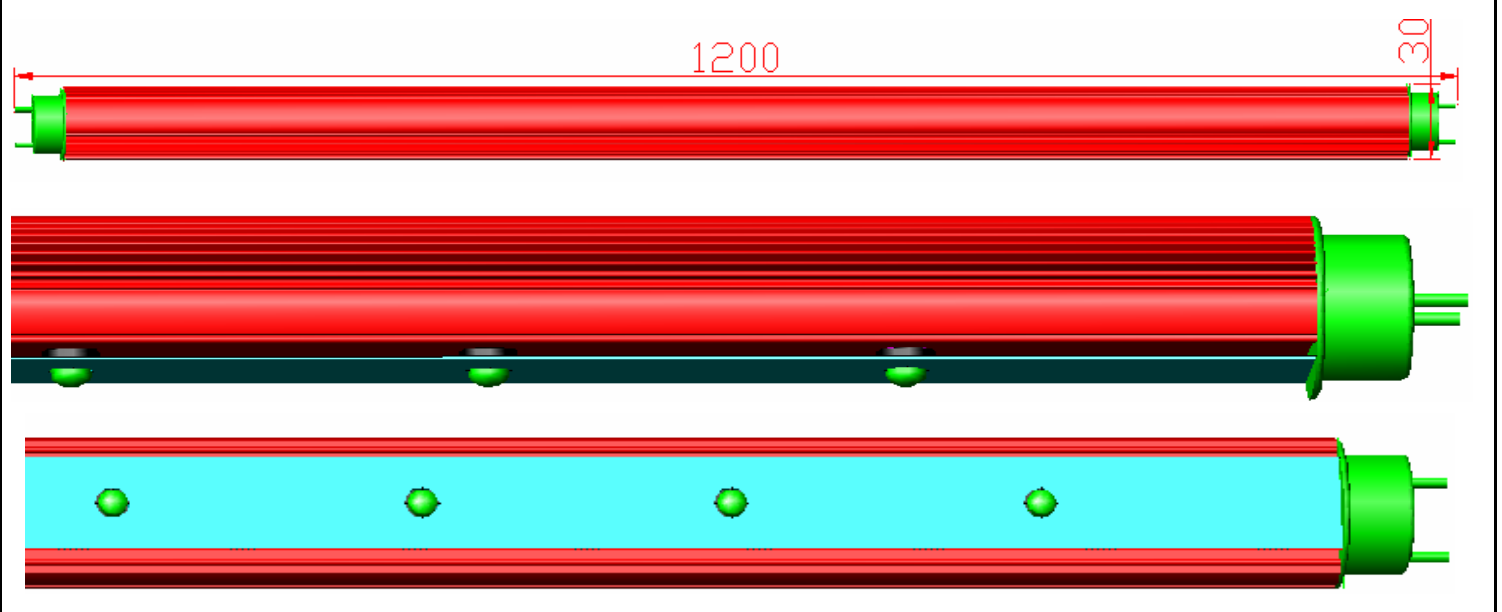
- * Input voltage is AC198-242 or AC105-140V
- * style of LED: 1W LED
- * power supply: 20W
- * operating temperature: -40°C to 80°C
- * Life time: 30 Kh
- * size: Φ30*1200
- * Indoor use only
- * Do not touch bulbs when power is on

Description:

- * Uses 1W LED as lighting source, high illuminated efficiency.
- * Uses aluminum housing as light material, easily cooling and anode of surface deal with oxidation. smooth and glossy surface.
- * built with dedicated LED driver with PWM constant supply to ensure longer operating life and to minimize brightness deterioration due to over-driven.
- * CE, ROHS certified

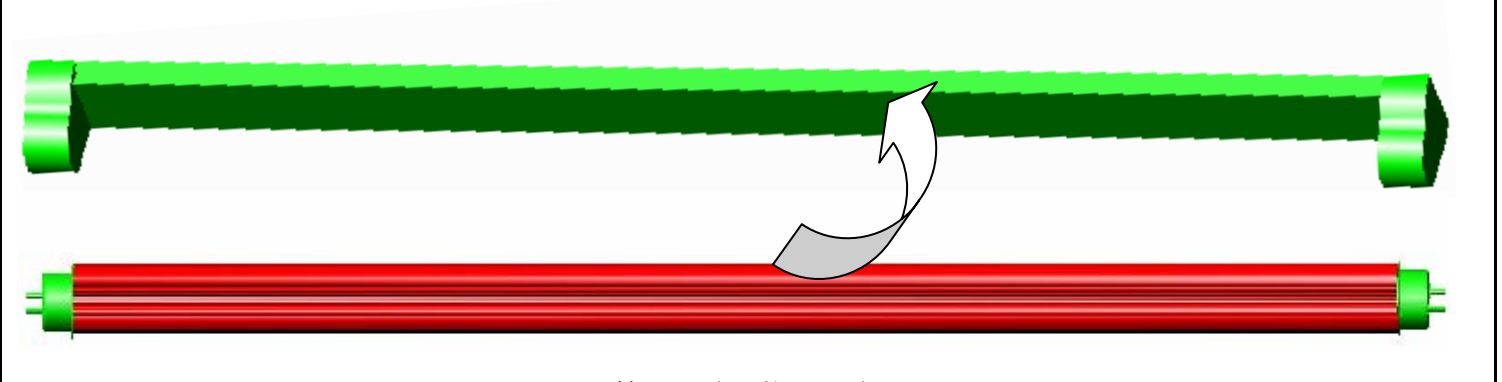
LED is one of the well controlled lighting sources, compared to the traditional lighting source, LED has the lower power consumption. Generally, about 80% power could be saved and make the cost dropped sharply. Furthermore, it also has the following features: low heat emitting, without harmful element, high brightness, high illuminous efficiency, easily installation and small size. It is said that the future days will be the innovation of lighting source as the leading application of LED green illumination.

Dimension picture:



Surface Size: Unit-mm

Installation picture



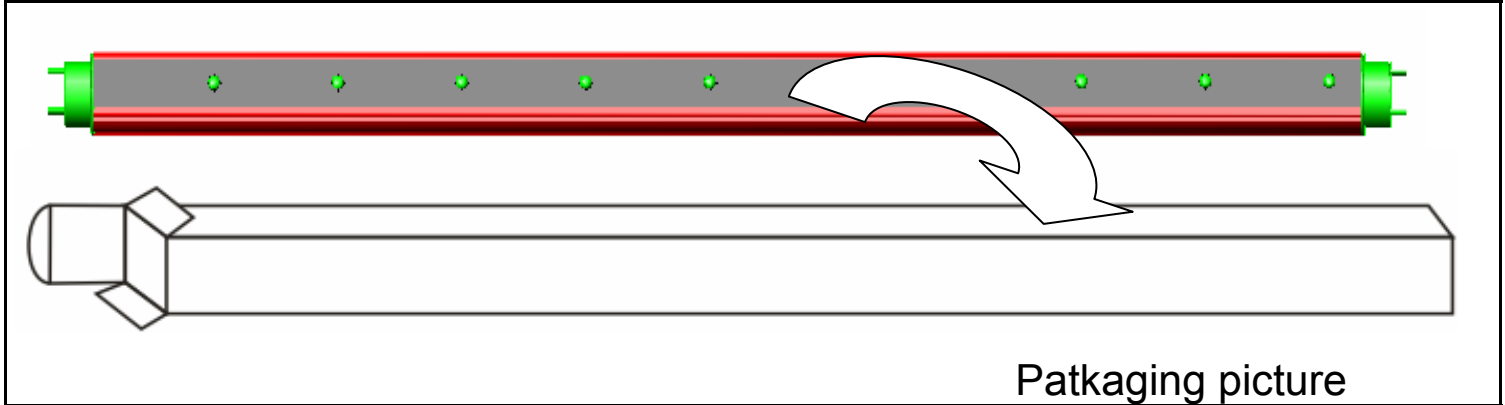
Material Specification	
LED	1W LED
Mucilage	Electronic&Appliance PTV
Lamps and lanterns	aluminium material (silvery white)
PCB Board	Fiber, Black paint on surface (18×1171.6×1.0) mm

Technical Parameter :


Model Number	LED				Power Consumption	Luminosity under 0.5m distance	Luminosity under 1m distance
	Color	color temperature	Qty (PCS)	Current per LED			
SMD20W	w	5500k	20	350±10mA	20W	1300 Lux	405 Lux

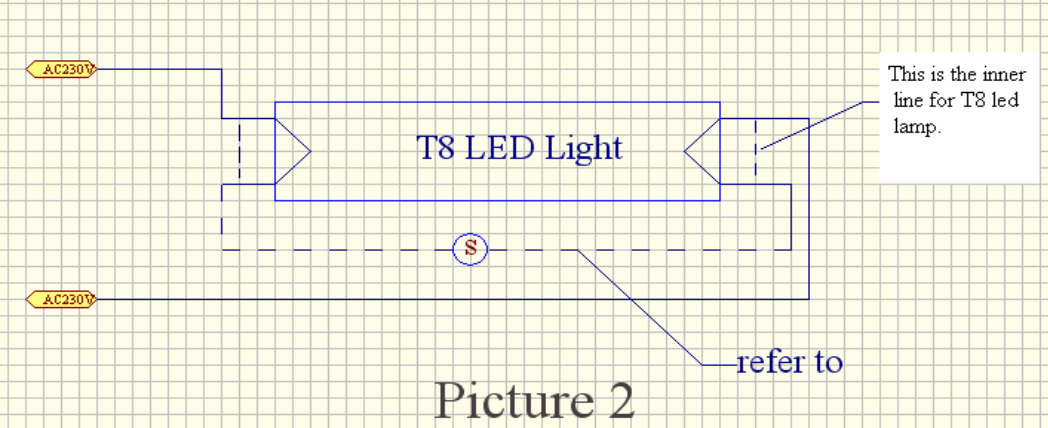
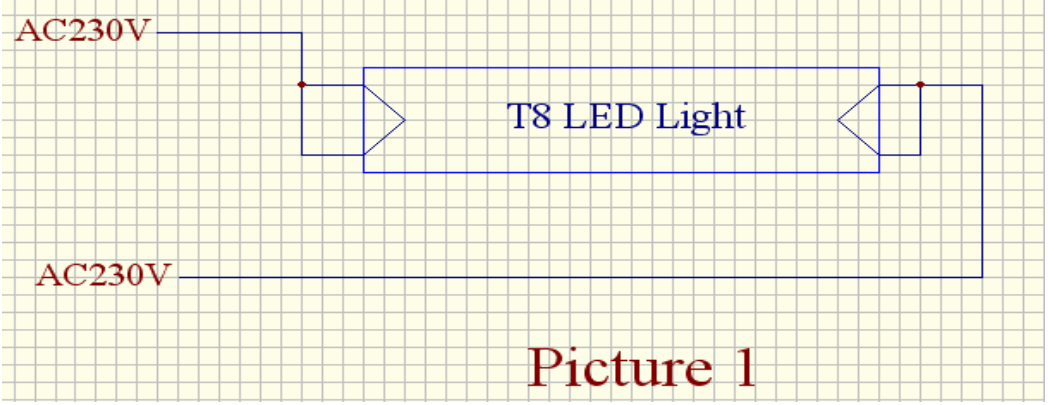
Packing Specification

Single Box		Outer Box	
Packing Qty	1Pc/Convolute	Packing Qty	10 Pcs/Outer Box
Weight:	0.55Kg	Weight:	5.5Kg
Size (mm)	1220×32×32	Size (mm)	1270×130×240



User' s manual

- 1.The right way of use T8 led tube lamp.(Picture 1)
- 2.Can be directly installed on trational fluorescent fixture with inductance ballest.(Picture 2),at this time, you need to pull out the star  (see mark)
- 3.Can not be directly installed on traditonal fluorescent fixture with electronic ballest .If you need to installed this lamp in this case , you need to install the lamp according to (picture 1.)



Remark: Please pull out (S) arter) before install T8 tube lamp on out fixture ,or will induce short circuit or be dangerous

quantity	≤10pcs	11-199	200-499	500-999	1000-1999	2000-5000
FOB ShenZhen	114.14	106.95	100.76	95.57	90.97	86.34 (USD)

Contact: brian@senseled.com
 Website: www.senseled.com